

SCTB81D1 - 10pc

1981-92 Chevrolet/GMC Truck 2WD 1-Ton Crew Cab Longbed Dually w/Load Valve*

SCTB81D4 - 10pc

1981-92 Chevrolet/GMC Truck 2WD 1-Ton Crew Cab Longbed Dually w/o Load Valve*

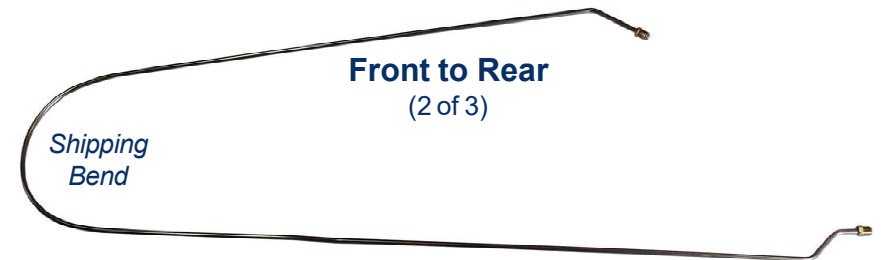
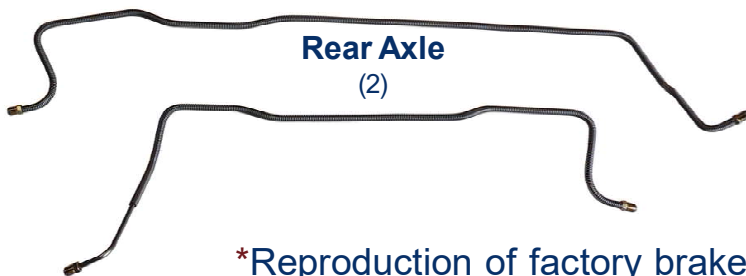

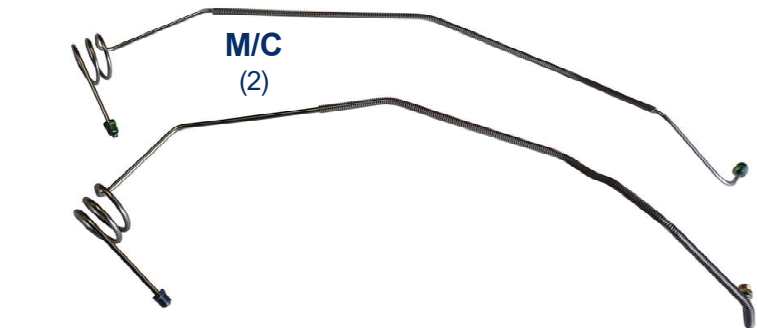
SCTB81D5/6 - 9pc

1981-92 Chevrolet/GMC Truck 2WD 3/4/1-Ton Crew Cab Longbed w/o Load Valve*

Inline tube

The Professional Restorers #1 Choice

www.inlinetube.com



*Reproduction of factory brake lines for unmodified vehicles using original components.
Images are for identification purposes and are not to scale.

rev. 5-20
© Inline Tube 2020