



## Brake Line Set 30'

### Straight brake line set

This set includes enough material to plumb the brake system on any car or truck. It includes; 30 ft of 3/16" tube in 6 ft lengths, spring protectant, and all the fittings.

### Brake Line Set Includes:

30 ft of Tubing, 5ft of Spring Guard, 20 Line Fittings, 2 Master Cylinder Fittings, 2 Union Fittings, 2 Brass Tees, and 1 Bag of 10 Clips

SLBF06S	Straight Line Set -Stainless	\$125.00
SLBF06	Straight Line Set -Original Steel	\$60.00



## Fuel Line Set


### Fuel line set

This set includes enough material to plumb the fuel system on any car or truck. It includes; 12 ft of 3/8" tube in 6 ft lengths, spring protectant, and all the fittings, hoses and clamps.

### Fuel Line Set Includes:

2-6 ft of 3/8" or 5/16" Tube, 2 Fittings, 1 Union, 5 ft of Spring Guard, 2 ft of Rubber Hose, and 4 Hose Clamps

SLF201S	Straight Line Set -Stainless	\$55.00
SLF201	Straight Line Set -Original Steel	\$28.00

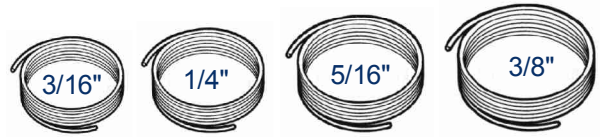


**Inline Tube bends over one million feet of tube using 350,000 tube nuts and 100,000 feet of spring wrap each year. We are the trusted industry experts.**



**Inline Tube is the industry leading manufacturer of preformed tubing.**

If you are unsure of what you need call **Tech Support 586 532 1338**



## Stainless Tubing 20' Coil

### Straight Coils

20 Foot Coils of Tube Available In 3/16", 1/4", 5/16", 3/8"

Part# CL- 3/16	20' coil 3/16" Tube, Stainless	\$59.00
Part# CL- 1/4	20' coil 1/4" Tube, Stainless	\$59.00
Part# CL- 5/16	20' coil 5/16" Tube, Stainless	\$59.00
Part# CL- 3/8	20' coil 3/8" Tube, Stainless	\$59.00

**OEM Tin Coated Tube Is Also Available for \$25.00 Per 20' Coil**



## Stainless Tubing 6' Straight

### Straight Tube

6 Foot Straight Tube Available In 3/16", 1/4", 5/16", 3/8"

Part# CS- 3/16	6' straight 3/16" Tube	\$17.70
Part# CS- 1/4	6' straight 1/4" Tube	\$17.70
Part# CS- 5/16	6' straight 5/16" Tube	\$17.70
Part# CS- 3/8	6' straight 3/8" Tube	\$17.70

**OEM Tin Coated Tube Is Also Available for \$7.50 Per 6' Coil**

**Inline Tube can make your custom lengths with fittings: figure \$0.25 SS or \$0.10 OEM per inch + fitting costs and \$1.00 each flare.**



## Stainless & OEM Fittings

	<u>Fittings</u>	<u>Stainless</u>	<u>OE Steel</u>
TN-01	3/8-24 for 3/16" Tube	\$2.00	\$.50
TN-06	7/16-24 for 3/16" Tube	\$2.00	\$.50
TN-04	1/2-20 for 3/16" Tube	\$3.50	\$.75
TN-07	9/16-18 for 3/16" Tube	\$3.50	\$.75
TN-12	7/16-24 for 1/4" Tube	\$3.50	\$.75
TN-13	1/2-20 for 1/4" Tube	\$3.50	\$.75
TN-14	9/16-18 for 1/4" Tube	\$3.50	\$.75
TN-15	1/2-20 for 5/16" Tube	\$4.00	\$1.00
TN-20	5/8-18 for 3/8" Tube	\$4.50	\$2.00

**For Help On Fitting Sizes Call Tech Support**

### Line Fittings

Inline Tube makes over 60 different fittings in both the color coated and in stainless steel. If you don't see the fitting you are looking for, please call, many others are available.

## Delco Original Reproduction Shocks




Part #	F-Body	Price
INSH01	67-69 F-Body Camaro/Firebird (Front Shock With Out Hardware, Each)	\$79.00
INSH02	67 F-Body Camaro/ Firebird (Rear Shock Mono Leaf, Each)	\$89.00
INSH03	68-69 F-Body Camaro/Firebird (Rear Shock Multi Leaf, Each)	\$79.00
INSH06	67-69 F-Body Camaro/Firebird (Front Shock Hardware Each Shock)	\$16.00
<b>X-Body</b>		
INSH01	68-74 X-Body Nova/Ventura (Front Shock With Out Hardware, Each)	\$79.00
INSH02	67 X-Body Nova (Rear Shock Mono Leaf, Each)	\$89.00
INSH03	68-74 X-Body Nova (Rear Shock Multi Leaf, Each)	\$79.00
INSH06	68-74 X-Body Nova/Ventura (Front Shock Hardware Each Shock)	\$16.00
<b>A-Body</b>		
INSH04	64-72 A-Body Chevelle/GTO/442 (Front Shock With Out Hardware, Each)	\$79.00
INSH05	64-72 A-Body Chevelle/GT/442 (Rear Shock With Out and Washer, Each)	\$89.00
INSH06	64-72 A-Body Chevelle/GTO/442 (Front Shock Hardware Each Shock)	\$16.00
INSH07	64-72 A-Body Chevelle/GTO/442 (Rear Shock toFrame Hardware Each Shock)	\$4.00

## GM Engine Compartment Stamps



Look for all our new products online - [www.inlinetube.com](http://www.inlinetube.com)



**All of our preformed lines are manufactured with computer precision on our state of the art CNC tube benders. With our exclusive computer controlled laser scanner all lines are measured with uncompromising accuracy.**



**Inline Tube is the only tube company with state-of-the-art computer manufacturing. We are dedicated to to being the best.**



**Our catalog illustrations make it easy to distinguish parts. For quick identification, parts are grouped by year for easy location of all parts available for your automobile. Our trained technicians make sure you are ordering the correct parts.**