


## Stainless Tubing 20' Coil



Part# CL- 3/16	Tube 20' Coil 3/16"	\$59.00
Part# CL- 1/4	Tube 20' Coil 1/4"	\$59.00
Part# CL- 5/16	Tube 20' Coil 5/16"	\$59.00
Part# CL- 3/8	Tube 20' Coil 3/8"	\$59.00

## Straight Length 6' Stainless



Part# CS- 3/16	Tube 6' Straight 3/16"	\$17.70
Part# CS- 1/4	Tube 6' Straight 1/4"	\$17.70
Part# CS- 5/16	Tube 6' Straight 5/16"	\$17.70
Part# CS- 3/8	Tube 6' Straight 3/8"	\$17.70

## Brake Straight Line Set 30'

### We carry everything you need to do it yourself

A preformed set may not work for your particular application, when building a street rod there is no way to standardize the parts and locations to provide preformed lines. For the street rod builder we provide everything from the tubing, fittings, proportional valves, residual valves, hoses, clamps and the tools to get the job done right.



### Straight Length Sets

We offer straight length sets that include all the material to complete the brake plumbing on any car or truck. Sets come with tubing, fittings, Spring wrap, unions and tees.

Steel Set **\$60**    Stainless Set **\$125**



**Inline Tube is the industry leading manufacturer of preformed tubing.**

## 1961-62 Tempest

### Brake Lines

		<u>Stainless</u>	<u>OE Steel</u>
PLB6101	Manual Drum Brake Line Set 6 pc	\$179.00	\$155.00

### Main Fuel Lines

PLF6101	Main Fuel Line Tank to Pump 5/16"	\$110.00	\$79.00
PLF6102	Main Fuel Line Tank to Pump 3/8"	\$110.00	\$79.00

## 1963 Tempest/LeMans

### Brake Lines

		<u>Stainless</u>	<u>OE Steel</u>
PLB6301	Manual Drum Brake Line Set 7pc	\$179.00	\$155.00

### Main Fuel Lines

PLF6301	Main Fuel Line Tank to Pump 5/16"	\$110.00	\$79.00
PLF6303	Main Fuel Line Tank to Pump 3/8"	\$110.00	\$79.00

### Transmission Lines

PLT6301	Trans Modulator Line	\$95.00	\$75.00
---------	----------------------	---------	---------

## 1963 Tempest/LeMans/Wagon

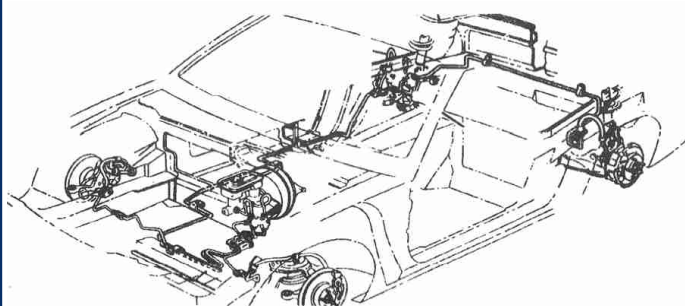
### Brake Lines

PLB6302	Manual Drum Brake Line Set 7pc	\$179.00	\$155.00
---------	--------------------------------	----------	----------

### Main Fuel Lines

PLF6302	Main Fuel Line Tank to Pump 5/16"	\$110.00	\$79.00
PLF6304	Main Fuel Line Tank to Pump 3/8"	\$110.00	\$79.00

## 1984-88 Pontiac Fiero



### Brake Lines

		<u>Stainless</u>	<u>OE Steel</u>
POB84F1	1984-87 Power Disc Line Set 7pc	\$180.00	\$155.00
POB84F2	1988 Power Disc Line Set 7pc	\$180.00	\$155.00

### Fuel Lines

POF8401	1984 Main, Return, Vapor 3pc	\$110.00	\$145.00
	From tank to back of firewall, 4cyl		
POF8701	1987 Fuel Vapor Lines 2 pc	\$50.00	\$40.00
	one 1/4" tube & one 5/16" tube		
POF8601	1986 Main & Return IF Hose	\$110.00	\$90.00
	From engine to main and return line		

### Trans Cooler Lines

POT8401	2pc set, 5/16" Front to Rear	\$120.00	\$95.00
---------	------------------------------	----------	---------

### Engine Lines - Fuel Injection

POE8601	86 2.8L Rail Inlet Line	\$35.00	\$25.00
POE8602	88 2.8L Main Fuel Rail Inlet Line	\$35.00	\$25.00
POE8603	88 2.8L Fuel Return Rail Inlet Line	\$35.00	\$25.00



All Lines come completely preformed with the correct fittings on the ends and spring wrap.

## 1964 GTO/Tempest/LeMans

### Front Brake Lines-V8

		<u>Stainless</u>	<u>OE Steel</u>
PLB64F1	1964 Manual Drum, <b>V8</b> , 3pc Set Front Port M/C (Most Common)	\$75.00	\$59.00
PLB64F2	1964 Manual Drum, <b>V8</b> , 3pc Set Side Port M/C (Less Common)	\$75.00	\$59.00
PLB64F3	1964 Power Drum, <b>V8</b> , 3pc Set Side Port M/C	\$75.00	\$59.00

### Front Brake Lines-6 Cyl

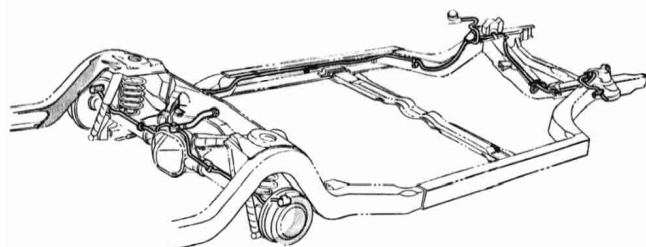
PLB64F4	1964 Manual Drum, <b>6cyl</b> , 3pc Set Front Port M/C (Most Common)	\$70.00	\$55.00
PLB64F5	1964 Manual Drum, <b>6cyl</b> , 3pc Set Side Port M/C (Less Common)	\$70.00	\$55.00
PLB64F6	1964 Power Drum, <b>6cyl</b> , 3pc Set Side Port M/C	\$70.00	\$55.00

### Front To Rear Brake Lines

PLB64M1	1964 Hardtop 1pc, 3/16"	\$65.00	\$50.00
PLB64M2	1964 Convertible 1pc, 3/16"	\$65.00	\$50.00

### Axle Brake Lines

PLB64R1	1964-65 All Cars 2pc	\$35.00	\$25.00
---------	----------------------	---------	---------



### Full Brake Line Sets

PLB6401	Manual Drum 6pc Set, <b>V8 Eng</b> <b>Hardtop</b> Front Port M/C (Common)	\$165.00	\$139.00
PLB6402	Manual Drum 6pc Set, <b>V8 Eng</b> <b>Convertible</b> Front Port M/C (Common)	\$165.00	\$139.00
PLB6409	Manual Drum 6pc Set, <b>V8 Eng</b> <b>Hardtop</b> Side Port M/C (Less Common)	\$165.00	\$139.00
PLB6410	Manual Drum 6pc Set, <b>V8 Eng</b> <b>Convertible</b> Side Port M/C (Less Common)	\$165.00	\$139.00
PLB6403	Power Drum 6pc Set, <b>V8 Eng</b> <b>Hardtop</b> Side Port M/C	\$165.00	\$139.00
PLB6404	Power Drum 6pc Set, <b>V8 Eng</b> <b>Convertible</b> Side Port M/C	\$165.00	\$139.00

## 1965 GTO/Tempest/LeMans

### Front Brake Lines-V8

		<u>Stainless</u>	<u>OE Steel</u>
PLB65F1	1965 Manual Drum, <b>V8</b> , 3pc Set Front Port M/C (Most Common)	\$75.00	\$59.00
PLB65F2	1965 Manual Drum, <b>V8</b> , 3pc Set Side Port M/C (Less Common)	\$75.00	\$59.00
PLB65F3	1965 Power Drum, <b>V8</b> , 3pc Set Side Port M/C	\$75.00	\$59.00

### Front Brake Lines-6 Cyl

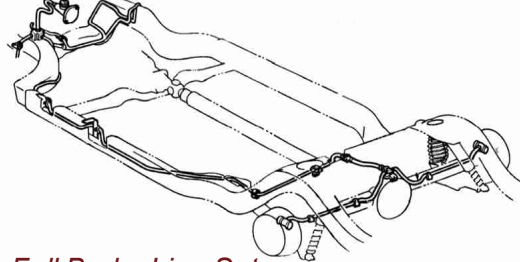
PLB65F4	1965 Manual Drum, <b>6cyl</b> , 3pc Set Front Port M/C (Most Common)	\$70.00	\$55.00
PLB65F5	1965 Manual Drum, <b>6cyl</b> , 3pc Set Side Port M/C (Less Common)	\$70.00	\$55.00
PLB65F6	1965 Power Drum, <b>6cyl</b> , 3pc Set Side Port M/C	\$70.00	\$55.00

### Front To Rear Brake Lines

PLB65M1	1965 Hardtop 1pc, 3/16"	\$65.00	\$50.00
PLB65M2	1965 Convertible 1pc, 3/16"	\$65.00	\$50.00

### Axle Brake Lines

PLB64R1	1964-65 All Cars 2pc	\$35.00	\$25.00
---------	----------------------	---------	---------



### Full Brake Line Sets

PLB6501	Manual Drum 6pc Set, <b>V8 Eng</b> <b>Hardtop</b> Front Port M/C (Common)	\$165.00	\$139.00
PLB6502	Manual Drum 6pc Set, <b>V8 Eng</b> <b>Convertible</b> Front Port M/C (Common)	\$165.00	\$139.00
PLB6509	Manual Drum 6pc Set, <b>V8 Eng</b> <b>Hardtop</b> Side Port M/C (Less Common)	\$165.00	\$139.00
PLB6510	Manual Drum 6pc Set, <b>V8 Eng</b> <b>Convertible</b> Side Port M/C (Less Common)	\$165.00	\$139.00
PLB6503	Power Drum 6pc Set, <b>V8 Eng</b> <b>Hardtop</b> Side Port M/C	\$165.00	\$139.00
PLB6504	Power Drum 6pc Set, <b>V8 Eng</b> <b>Convertible</b> Side Port M/C	\$165.00	\$139.00

## 1964-66 GTO / Tempest / Lemans

### Disc Brake Conversion Line Sets - Stock

PLB64D2	Power Disc Brake Line Set 7pc, <b>Hardtop</b> (Block mounted in stock location)	\$179.00	\$155.00
PLB64D4	Power Disc Brake 7pc Line Set, <b>Convertible</b> (Block mounted in stock location)	\$179.00	\$155.00
PLB64D8	Manual Disc Brake Line Set 7pc, <b>Hardtop</b> (Block mounted in stock location)	\$179.00	\$155.00
PLB64D9	Manual Disc Brake 7pc Line Set, <b>Convertible</b> (Block mounted in stock location)	\$179.00	\$155.00
BLK102	64-65 A-Body (Dual Master Conversion Tee)	\$39.00	
BLK103	66 A-Body (Dual Master Conversion Tee)	\$39.00	

(Note: This conversion is for cars that want the stock look but are upgrading to dual master or disc brakes. For disc brake conversion the BLK102 & BLK103 must be used with an Adj. Prop Valve.)



BLK100	64-65 A-Body Stock Tee (Single Master)	\$24.00
BLK101	66 A-Body Stock Tee (Single Master)	\$24.00
BLK102	64-65 A-Body (Dual Master Conversion Tee)	\$39.00
BLK103	66 A-Body (Dual Master Conversion Tee)	\$39.00



BLK102LP	64-65 A-Body (Dual M/C Block & Lines)	\$69.00
BLK103LP	66 A-Body (Dual M/C Block & Lines)	\$69.00

## 1964-67 GTO / Tempest / Lemans

### Disc Brake Conversion Line Sets - Valve Stainless OE Steel

PLB64D1	Power Disc Brake line set 9pc, <b>Hardtop</b> (Valve Mounted on Bracket at Master)	\$179.00	\$155.00
PLB64D3	Power Disc Brake 9pc line set, <b>Convertible</b> (Valve Mounted on Bracket at Master)	\$179.00	\$155.00



BRK-01	Prop. Valve Bracket, Aftermarket	\$18.00
VLP103	1964-67 GTO, Lemans Disc. Conv. Prop. Valve	\$85.00

This valve upgrades the original brass block

(Note: This conversion is for modified cars with headers or exhaust clearance problems, Valve is mounted on a bracket at the master)

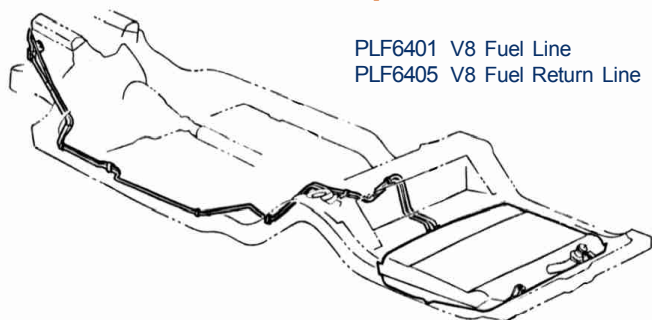
Master cylinder lines pictured come with brake line set.



### Rubber Flex Hoses OEM

PH-555	1964-65 Front Drum Hose	\$24.00
PH-005	1964-65 Rear Hose (Needs GMTEE01)	\$24.00

## 1964-65 GTO/Tempest/LeMans



PLF6401 V8 Fuel Line  
PLF6405 V8 Fuel Return Line

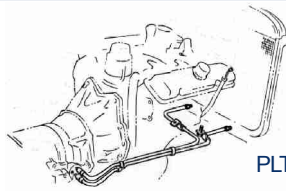
### Fuel Lines Stainless OE Steel

PLF6401	Main Fuel Line 1pc 5/16" HDT V8	\$99.00	\$65.00
PLF6402	Main Fuel Line 1pc 3/8" HDT Oversized V8	\$99.00	\$65.00
PLF6403	Main Fuel Line 1pc 5/16" Conv V8	\$99.00	\$65.00
PLF6404	Main Fuel Line 1pc 3/8" Conv Oversized V8	\$99.00	\$65.00
PLF6405	Fuel Return Line 1pc 1/4" HDT	\$95.00	\$65.00
PLF6406	Fuel Return Line 1pc 1/4" Conv	\$95.00	\$65.00

### Fuel Lines - Custom

PLF6501	Main Fuel Line 1pc 7/16" HDT	\$140.00	N/A
PLF6502	Main Fuel Line 1pc 1/2" HDT	\$140.00	N/A
PLF6503	Main Fuel Line 1pc 7/16" Conv	\$140.00	N/A
PLF6504	Main Fuel Line 1pc 1/2" Conv	\$140.00	N/A
PLF6505	Fuel Return Line 1pc 5/16" HDT	\$110.00	\$79.00
PLF6506	Fuel Return Line 1pc 5/16" Conv	\$110.00	\$79.00
PLF6507	Fuel Return Line 1pc 3/8" HDT	\$110.00	\$79.00
PLF6508	Fuel Return Line 1pc 3/8" Conv	\$110.00	\$79.00

Custom fuel lines are hose beaded on the ends



PLT6401 Power Glide

### Trans Cooler Lines

		<u>Stainless</u>	<u>OE Steel</u>
PLT6401	64-66 Power Glide 2pc, 3/8"	\$70.00	\$45.00
PLT6402	64-67 Trans Mod Line Power Glide, 2bbl V8	\$30.00	\$25.00
PLT6403	64-67 Trans Mod Line Power Glide, 4bbl V8	\$30.00	\$25.00

### Engine Lines - Tri-Power Stainless OEM

PLE6401	1964 Tri-Power Lines - Alum 3pc Set Cent Fitting 45, Rear 105 Fitting	\$35.00	\$28.00
PLE6402	1964 Tri-Power Choke Tubes 2pc	\$25.00	\$15.00
PLE6505	1964-66 Tri-Power Carb to Booster	\$16.00	\$12.00
PLE6501	1965 Tri-Power Lines - Alum 3pc Set Cent Fitting 90, Rear 105 Fitting	\$35.00	\$28.00
PLE6502	1965 Tri-Power Choke Tubes 2pc	\$25.00	\$20.00
PLE6506	1964-66 Tri-Power 3/16" Vac Line (2" line with one 90 deg, 3/16" tube)	\$10.00	\$8.00
PLE6507	1964-65 Tri-power Vac Link Lines (3pc Set, one 1/4", one 5/16")	\$25.00	\$20.00

### Engine Lines

PLE6403	1964 389 4bbl Carb Line 1pc	\$22.00	\$17.00
PLE6404	1964 389 4bbl Choke Tubes	\$25.00	\$20.00
PLE6405	1964 326 2bbl Carb Line 1pc	\$25.00	\$20.00
PLE6407	1964 326 2bbl Choke Tubes 2pc	\$25.00	\$20.00
PLE6408	1964 326 2bbl Carb to Booster 1pc	\$16.00	\$12.00
PLE6503	1965 389 4bbl Carb Line 1pc	\$22.00	\$16.00
PLE6504	65-66 389 4bbl Choke Tubes 2pc	\$25.00	\$20.00
PLE6409	1964-67 Filter Return Line 1pc	\$16.00	\$14.00
PLE6413	1964-66 V-8 Carb to Booster 4bbl	\$16.00	\$14.00

### Engine Lines - 6cyl Stainless OEM

PLE6410	1964 215 cid, Carb Line 1pc	\$30.00	\$25.00
PLE6411	1964 215 cid, Trans Mod Line	\$40.00	\$30.00
PLE6412	1964 215 cid, Vac Advance 1pc	\$30.00	\$25.00

## Rubber Fuel Line Sets



### Rubber Fuel Lines

FHS-301	3/8" (2') hose with 4 correct color clips Used for both ends of Main Fuel Line	\$4.50
FHS-302	5/16" (2') hose with 4 correct color clips Used for Main Fuel Line or Vapor Line	\$4.50
FHS-303	1/4" (2') hose with 4 correct color clips Used for Fuel Return Line	\$4.50



Clips are put into sets per application, make and model.  
Bolt those lines on today.

## 1966 GTO/Tempest/LeMans

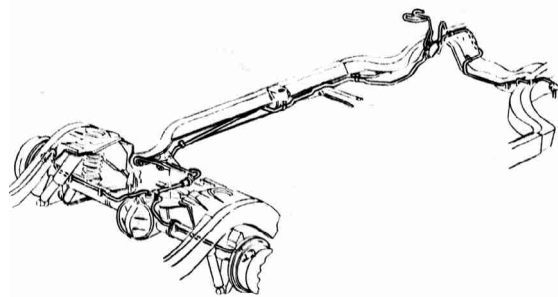
		<u>Stainless</u>	<u>OE Steel</u>
PLB66F1	1966 Manual Drum, <b>V8</b> , 3pc Set	\$75.00	\$59.00
PLB66F2	1966 Power Drum, <b>V8</b> , 3pc Set	\$75.00	\$59.00
<u>Front Brake Lines-6 Cyl</u>			
PLB66F3	1966 Manual Drum, <b>6cyl</b> , 3pc Set	\$70.00	\$55.00
PLB66F4	1966 Power Drum, <b>6cyl</b> , 3pc Set	\$70.00	\$55.00
<u>Front To Rear Brake Lines</u>			
PLB66M1	1966 Hardtop 1pc, 1/4"	\$75.00	\$50.00
PLB66M2	1966 Convertible 1pc, 1/4"	\$75.00	\$50.00
<u>Axle Brake Lines</u>			
PLB66R1	1966-67 All Cars 2pc	\$35.00	\$25.00
<u>Full Brake Line Sets</u>			
PLB6601	Manual Drum Brake Line Set 6pc Set <b>Hardtop V8 Eng</b>	\$170.00	\$145.00
PLB6602	Manual Drum Brake Line Set 6pc Set <b>Convertible V8 Eng</b>	\$160.00	\$130.00
PLB6603	Power Drum Brake Line Set 6pc Set <b>Hardtop V8 Eng</b>	\$160.00	\$130.00
PLB6604	Power Drum Brake Line Set 6pc Set <b>Convertible V8 Eng</b>	\$160.00	\$130.00

## 1967 GTO/Tempest/LeMans

		<u>Stainless</u>	<u>OE Steel</u>
PLB67F1	1967 Manual Drum, <b>V8</b> , 4pc Set <b>Automatic Transmission</b>	\$90.00	\$65.00
PLB67F2	1967 Manual Drum, <b>V8</b> , 4pc Set <b>Manual Transmission</b>	\$90.00	\$65.00
PLB67F3	1967 Manual Drum, <b>V8</b> , 4pc Set <b>H.O. Ram Air Exhaust</b>	\$90.00	\$65.00
PLB67F4	1967 Power Drum, <b>V8</b> , 4pc Set <b>Automatic Transmission</b>	\$90.00	\$65.00
PLB67F5	1967 Power Drum, <b>V8</b> , 4pc Set <b>H.O. Ram Air Exhaust</b>	\$90.00	\$65.00
<u>Front Brake Lines-Disc</u>			
PLB67F8	1967 Power Disc, <b>V8</b> , 5pc Set <b>Late, Valve Left of M/C</b>	\$90.00	\$65.00
PLB67F9	1967 Power Disc, <b>V8</b> , 5pc Set <b>Late, Valve Left of M/C, H.O. Ram Air Exhaust</b>	\$90.00	\$65.00
<u>1967 Disc Caliper Lines</u>			
PLB6713	1967-Disc Caliper Lines 2pc (1/2-20 Lt Line, 7/16-24 Rt @caliper)	\$25.00	\$20.00
PLB6714	1967-Disc Caliper Lines 2pc (3/8-24 Lt Line, 3/8-24 Rt @ aftermarket caliper)	\$25.00	\$20.00
<u>Front To Rear Brake Lines</u>			
PLB67M1	1967 Hardtop 1pc, 1/4"	\$65.00	\$55.00
PLB67M2	1967 Convertible 1pc, 1/4"	\$65.00	\$55.00
<u>Axle Brake Lines</u>			
PLB66R1	1966-67 All Cars 2pc	\$35.00	\$25.00

Note: 1967 GTO H.O. lines are only for cars that had high performance cast iron headers. The right front is routed to keep heat away from the brake line, If your car is a true H.O. it will have the H.O. line. If the line is different, the car is not a Factory H.O. Car.

## 1967 GTO/Tempest/LeMans

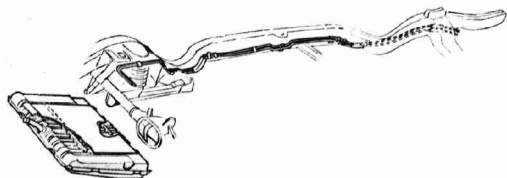


		<u>Stainless</u>	<u>OE Steel</u>
PLB6701	1967 Manual Drum, <b>V8</b> , 7pc Set <b>Automatic Transmission, Hdt</b>	\$170.00	\$145.00
PLB6715	1967 Manual Drum, <b>V8</b> , 7pc Set <b>Manual Transmission, Hdt</b>	\$170.00	\$145.00
PLB6707	1967 Manual Drum, <b>V8</b> , 7pc Set <b>H.O. Ram Air Exhaust, Hdt</b>	\$170.00	\$145.00
PLB6703	1967 Power Drum, <b>V8</b> , 7pc Set <b>Automatic Transmission, Hdt</b>	\$170.00	\$145.00
PLB6710	1967 Power Drum, <b>V8</b> , 7pc Set <b>H.O. Ram Air Exhaust, Hdt</b>	\$170.00	\$145.00
PLB6702	1967 Manual Drum, <b>V8</b> , 7pc Set <b>Automatic Transmission, Conv.</b>	\$170.00	\$145.00
PLB6716	1967 Manual Drum, <b>V8</b> , 7pc Set <b>Manual Transmission, Conv.</b>	\$170.00	\$145.00
PLB6708	1967 Manual Drum, <b>V8</b> , 7pc Set <b>H.O. Ram Air Exhaust, Conv.</b>	\$170.00	\$145.00
PLB6704	1967 Power Drum, <b>V8</b> , 7pc Set <b>Automatic Transmission, Conv.</b>	\$170.00	\$145.00
PLB6709	1967 Power Drum, <b>V8</b> , 7pc Set <b>H.O. Ram Air Exhaust, Conv.</b>	\$170.00	\$145.00
<u>Brake Line Sets-Disc</u>			
PLB6717	1967 Power Disc, <b>V8</b> , 8pc Set <b>Late, Valve Lt of M/C, Hdt</b>	\$170.00	\$145.00
PLB6719	1967 Power Disc, <b>V8</b> , 8pc Set <b>Late, Valve Lt of M/C, H.O. Ram Air Exhaust, Hdt</b>	\$170.00	\$145.00
PLB6705	1967 Power Disc, <b>V8</b> , 8pc Set <b>Early, Valve Rt of M/C, Hdt</b>	\$170.00	\$145.00
PLB6712	1967 Power Disc, <b>V8</b> , 8pc Set <b>Early, Valve Rt of M/C, H.O. Ram Air Exhaust, Hdt</b>	\$170.00	\$145.00
PLB6718	1967 Power Disc, <b>V8</b> , 8pc Set <b>Early, Valve Rt of M/C, Conv</b>	\$170.00	\$145.00
PLB6720	1967 Power Disc, <b>V8</b> , 8pc Set <b>Early, Valve Rt of M/C, H.O. Ram Air Exhaust, Conv</b>	\$170.00	\$145.00
PLB6706	1967 Power Disc, <b>V8</b> , 8pc Set <b>Late, Valve Lt of M/C, Conv</b>	\$170.00	\$145.00
PLB6711	1967 Power Disc, <b>V8</b> , 8pc Set <b>Late, Valve Lt of M/C, H.O. Ram Air Exhaust, Conv</b>	\$170.00	\$145.00
<u>66-67 Disc Brake Conversion Line Sets</u> (See 1964-65 GTO / Lemans / Tempest Section)			



All Lines come completely preformed with the correct fittings on the ends and spring wrap.

## 1966-67 GTO/Tempest/LeMans



### Fuel Lines

		<u>Stainless</u>	<u>OE Steel</u>
PLF6701	Main Fuel Line 1pc 5/16" HDT V8	\$99.00	\$65.00
PLF6702	Main Fuel Line 1pc 3/8" HDT Oversized V8	\$99.00	\$65.00
PLF6703	Main Fuel Line 1pc 5/16" Conv V8	\$99.00	\$65.00
PLF6704	Main Fuel Line 1pc 3/8" Conv Oversized V8	\$99.00	\$65.00
PLF6705	Fuel Return Line 1pc 1/4" HDT	\$95.00	\$65.00
PLF6706	Fuel Return Line 1pc 1/4" Conv	\$95.00	\$65.00

### Fuel Lines - Custom

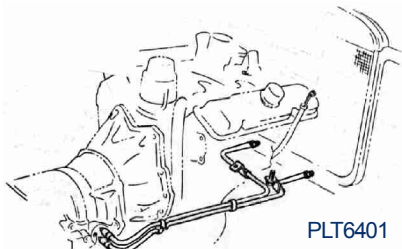
PLF67C1	Main Fuel Line 1pc 7/16" HDT	\$140.00	N/A
PLF67C2	Main Fuel Line 1pc 1/2" HDT	\$140.00	N/A
PLF67C3	Main Fuel Line 1pc 7/16" Conv	\$140.00	N/A
PLF67C4	Main Fuel Line 1pc 1/2" Conv	\$140.00	N/A
PLF67C5	Fuel Return Line 1pc 5/16" HDT	\$110.00	\$79.00
PLF67C6	Fuel Return Line 1pc 5/16" Conv	\$110.00	\$79.00
PLF67C7	Fuel Return Line 1pc 3/8" HDT	\$110.00	\$79.00
PLF67C8	Fuel Return Line 1pc 3/8" Conv	\$110.00	\$79.00

Custom fuel lines are hose beaded on the ends



### Rubber Flex Hoses

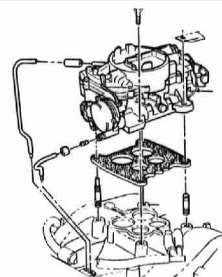
		<u>OEM</u>
PH-555	1966-67 Front Drum Hose	\$24.00 ea
PH-569	1966-67 Rear Hose	\$25.00 ea
PH-599	1967 Front Disc Hose	\$25.00 ea



PLT6401 Power Glide

### Trans Cooler Lines

		<u>Stainless</u>	<u>OE Steel</u>
PLT6401	64-66 Power Glide, 2pc set, 3/8"	\$70.00	\$45.00
PLT6703	1967 Power Glide, 2pc set, 5/16"	\$70.00	\$45.00
PLT6701	1967 Turbo - 400, 2pc set, 5/16"	\$70.00	\$45.00
PLT6705	1967 Turbo - 400, 2pc set, 5/16"	\$70.00	\$45.00
PLT6706	1967 Power Glide, 2bbl V8 Trans Modulator Line	\$30.00	\$25.00
PLT6702	1967 Turbo - 400, 4bbl V8 Trans Modulator Line	\$30.00	\$25.00
PLT6704	1967 Turbo - 400, 2bbl V8 Trans Modulator Line	\$30.00	\$25.00
PLT6707	1967 Turbo - 400, 4bbl V8 H.O. Trans Modulator Line	\$30.00	\$25.00



965-66 4bbl Choke Tubes

### Engine Lines-Tri-Power

		<u>Stainless</u>	<u>OE Steel</u>
PLE6601	1966 Tri-Power Lines 3pc Set	\$30.00	\$25.00
PLE6605	1966 Tri-Power Lines 3pc Set Ram Air, H.O. with Hood Pan-Steel	\$30.00	\$25.00
PLE6505	1964-66 Tri-Pwr Carb to Booster	\$16.00	\$12.00

### Engine Lines

PLE6602	1966 389 4bbl Carb Line 1pc	\$14.00	\$8.00
PLE6504	65-66 389 4bbl Choke Tubes 2pc	\$25.00	\$20.00
PLE6701	1967 400 cid 4bbl Carb Line 1pc	\$25.00	\$20.00
PLE6702	1967 400 cid 2bbl Carb Line 1pc	\$25.00	\$20.00
PLE6704	1967 400 4bbl, 335 HP, H.O. 3pc Pump to Carb Line Set w/Return & Filter	\$35.00	\$20.00
PLE6703	1967 400 4bbl, 335 HP, H.O. 2pc Vac Advance Lines	\$25.00	\$20.00
PLE6705	1967 400 4bbl, 335 HP, H.O. Carb to Booster Line 1pc	\$25.00	\$20.00
PLE6706	1967 326 4bbl Pump to Carb 1pc	\$25.00	\$20.00
PLE6707	1967 326 2bbl Choke Tubes 2pc	\$25.00	\$20.00
PLE6708	1967 326 2bbl Carb to Booster 1pc	\$25.00	\$20.00
PLE6709	1967 326 2bbl Pump to Carb 1pc W/Carter Carb 285 HP	\$25.00	\$20.00
PLE6712	1967 326 2bbl Pump to Carb 1pc W/Rochester Carb	\$25.00	\$20.00
PLE6710	1967-69 I-6cyl 230 cid Pump to Carb Line	\$25.00	\$20.00
PLE6711	1967 GTO Power Steering Low Pressure Return Line	\$12.00	\$16.00

### Misc. Lines

PLF6707	67 Trunk Vent Tube 1pc	\$35.00	\$25.00
---------	------------------------	---------	---------

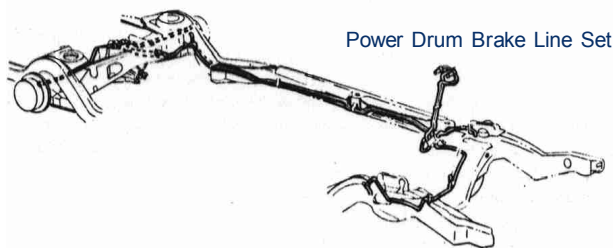


**Inline Tube has made more brake and fuel lines for concours restorations than any other company. We have the pictures to prove it.**



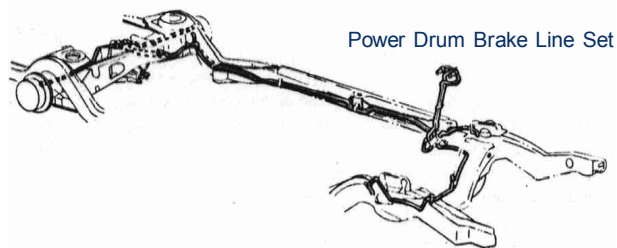
**Inline Tube's disc brake conversions upgrade your drum brake car to discs. You have been pushing on a brake pedal that feels like a brick too long, upgrade today.**

See our online catalog: [www.InlineTube.com](http://www.InlineTube.com)



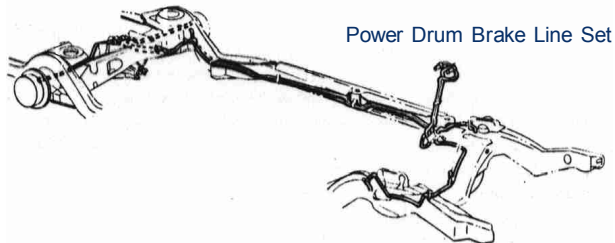
## Full Brake Line Sets 1968

		<u>Stainless</u>	<u>OE Steel</u>
PLB6801	1968 Power Drum <b>Hardtop</b> Brake Line Set w/Wheel Lines 9pc	\$185.00	\$155.00
PLB6802	1968 Manual Drum <b>Hardtop</b> Brake Line Set w/Wheel Lines 9pc	\$185.00	\$155.00
PLB6803	1968 Power Disc <b>Hardtop</b> Brake Line Set 8pc	\$175.00	\$145.00
PLB6804	1968 Manual Disc <b>Hardtop</b> Brake Line Set 8pc	\$175.00	\$145.00
PLB6805	1968 Power Drum <b>Convertible</b> Brake Line Set w/Wheel Lines 9pc	\$185.00	\$155.00
PLB6806	1968 Manual Drum <b>Convertible</b> Brake Line Set w/Wheel Lines 9pc	\$185.00	\$155.00
PLB6807	1968 Power Disc <b>Convertible</b> Brake Line Set 8pc	\$175.00	\$145.00
PLB6808	1968 Manual Disc <b>Convertible</b> Brake Line Set 8pc	\$175.00	\$145.00



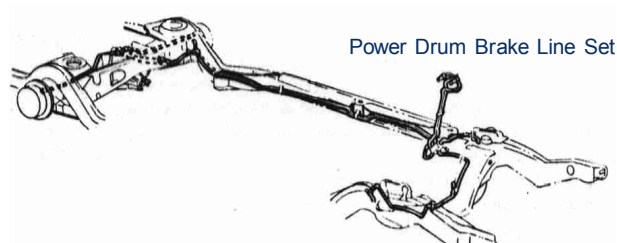
## Full Brake Line Sets 1970

		<u>Stainless</u>	<u>OE Steel</u>
PLB7001	1970 Power Drum <b>Hardtop</b> Brake Line Set w/Wheel Lines 9pc	\$185.00	\$155.00
PLB7002	1970 Manual Drum <b>Hardtop</b> Brake Line Set w/Wheel Lines 9pc	\$185.00	\$155.00
PLB7003	1970 Power Disc <b>Hardtop</b> Brake Line Set 9pc	\$175.00	\$145.00
PLB7004	1970 Manual Disc <b>Hardtop</b> Brake Line Set 9pc	\$175.00	\$145.00
PLB7005	1970 Power Drum <b>Convertible</b> Brake Line Set w/Wheel Lines 9pc	\$185.00	\$155.00
PLB7006	1970 Manual Drum <b>Convertible</b> Brake Line Set w/Wheel Lines 9pc	\$185.00	\$155.00
PLB7007	1970 Power Disc <b>Convertible</b> Brake Line Set 9pc	\$175.00	\$145.00
PLB7008	1970 Manual Disc <b>Convertible</b> Brake Line Set 9pc	\$175.00	\$145.00



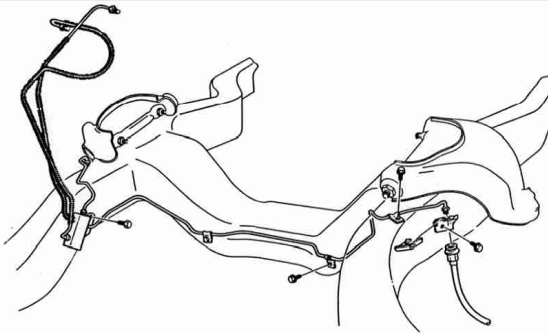
## Full Brake Line Sets 1969

		<u>Stainless</u>	<u>OE Steel</u>
PLB6901	1969 Power Drum <b>Hardtop</b> Brake Line Set w/Wheel Lines 9pc	\$185.00	\$155.00
PLB6902	1969 Manual Drum <b>Hardtop</b> Brake Line Set w/Wheel Lines 9pc	\$185.00	\$155.00
PLB6903	1969 Power Disc <b>Hardtop</b> Brake Line Set 8pc	\$175.00	\$145.00
PLB6904	1969 Manual Disc <b>Hardtop</b> Brake Line Set 8pc	\$175.00	\$145.00
PLB6905	1969 Power Drum <b>Convertible</b> Brake Line Set w/Wheel Lines 9pc	\$185.00	\$155.00
PLB6906	1969 Manual Drum <b>Convertible</b> Brake Line Set w/wheel lines 9pc	\$185.00	\$155.00
PLB6907	1969 Power Disc <b>Convertible</b> Brake Line Set 8pc	\$175.00	\$145.00
PLB6908	1969 Manual Disc <b>Convertible</b> Brake Line Set 8pc	\$175.00	\$145.00



## Full Brake Line Sets 1971-72

		<u>Stainless</u>	<u>OE Steel</u>
PLB7101	1971-72 Power Drum <b>Hardtop</b> Brake Line Set w/Wheel Lines 9pc	\$185.00	\$155.00
PLB7102	1971-72 Manual Drum <b>Hardtop</b> Brake Line Set w/Wheel Lines 9pc	\$185.00	\$155.00
PLB7103	1971-72 Power Disc <b>Hardtop</b> Brake Line Set 7pc	\$175.00	\$145.00
PLB7104	1971-72 Manual Disc <b>Hardtop</b> Brake Line Set 7pc	\$175.00	\$145.00
PLB7105	1971-72 Power Drum <b>Convert</b> Brake Line Set w/Wheel Lines 9pc	\$185.00	\$155.00
PLB7106	1971-72 Manual Drum <b>Convert</b> Brake Line Set w/Wheel Lines 9pc	\$185.00	\$155.00
PLB7107	1971-72 Power Disc <b>Convert</b> Brake Line Set 7pc	\$175.00	\$145.00
PLB7108	1971-72 Manual Disc <b>Convert</b> Brake Line Set 7pc	\$175.00	\$145.00



## 1968-72 GTO/LeMans/Tempest

### Front Brake Lines

		<u>Stainless</u>	<u>OE Steel</u>
PLB68F1	1968 Power Drum Brake Line Set 4pc	\$90.00	\$65.00
PLB68F2	1968 Manual Drum Brake Line Set 4pc	\$90.00	\$65.00
PLB68F3	1968 Power Disc Brake Line Set 5pc	\$90.00	\$65.00
PLB68F4	1968 Manual Disc Brake Line Set 5pc	\$90.00	\$65.00
PLB69F1	1969 - 72 Power Drum Brake Line Set 4pc	\$90.00	\$65.00
PLB69F2	1969 - 72 Manual Drum Brake Line Set 4pc	\$90.00	\$65.00
PLB69F3	1969 Power Disc Brake Line Set 5pc	\$90.00	\$65.00
PLB69F4	1969 Manual Disc Brake Line Set 5pc	\$90.00	\$65.00
PLB70F1	1970 Power Disc Brake Line Set 5pc	\$90.00	\$65.00
PLB70F2	1970 Manual Disc Brake Line Set 5pc	\$90.00	\$65.00
PLB71F1	1971-72 Power Disc Brake Line Set 4pc	\$90.00	\$65.00
PLB71F2	1971-72 Manual Disc Brake Line Set 4pc	\$90.00	\$65.00

### Drum / Caliper Lines

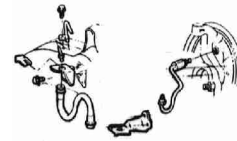
PLB68F7	1968 Drum Wheel Lines 2pc	\$25.00	\$20.00
PLB68F5	1969-70 Drum Wheel Lines 2pc	\$25.00	\$20.00
PLB68F8	1971-72 Drum Wheel Lines 2pc	\$25.00	\$20.00
PLB68F6	1968-Disc Caliper Lines 2pc (1/2-20 Lt Line, 7/16-24 Rt @caliper)	\$25.00	\$20.00
PLB68F7	1968-Disc Caliper Lines 2pc (3/8-24 Lt Line, 3/8-24 Rt @ aftermarket caliper)	\$25.00	\$20.00

### Front To Rear Brake Lines

PLB68M1	1968 Hardtop 1pc	\$65.00	\$55.00
PLB68M2	1968 Convertible 1pc	\$65.00	\$55.00
PLB69M1	1969 Hardtop 1pc	\$65.00	\$55.00
PLB69M2	1969 Convertible 1pc	\$65.00	\$55.00
PLB70M1	1970 Hardtop 2pc Disc Brakes	\$65.00	\$55.00
PLB70M2	1970 Convert 2pc Disc Brakes	\$65.00	\$55.00
PLB70M3	1970-72 Hdt 1pc Drum Brakes	\$65.00	\$55.00
PLB70M4	1970-72 Conv 1pc Drum Brakes	\$65.00	\$55.00
PLB71M1	1971-72 Hardtop 1pc Disc	\$65.00	\$55.00
PLB71M2	1971-72 Convertible 1pc Disc	\$65.00	\$55.00

### Axle Brake Lines

PLB68R1	1968-72 All Cars 2pc	\$35.00	\$25.00
---------	----------------------	---------	---------



### Rubber Flex Hoses

		<u>OEM</u>
PH-582	1968 Front Disc Hose	\$25.00 ea
PH-616	1969-72 Front Disc Hose	\$24.00 ea
PH-582	1968-72 Front drum hose	\$25.00 ea
PH-586	1968-72 Rear Hose	\$25.00 ea



**Inline Tube Exclusive**  
Ready to bolt on rear drum brakes are build with all color correct components for that factory fresh look.

## Disc Brake Conversion Lines

PLB68D1	Power Disc Brake Line Set, Hardtop, 8pc Set 1968 only (Valve at Master)	\$179.00	\$155.00
PLB68D2	Power Disc Brake Line Set, Convertible, 8pc Set 1968 only (Valve at Master)	\$179.00	\$155.00
PLB69D1	Power Disc Brake Line Set, Hardtop, 8pc Set 1969-72 (Valve at Master)	\$179.00	\$155.00
PLB69D2	Power Disc Brake Line Set, Convertible, 8pc Set 1969-72 (Valve at Master)	\$179.00	\$155.00
BRK-03	Prop. Valve Bracket, Aftermarket (Valve Mounted on Bracket at Master)		\$18.00

Note: Disc Brake conversion line sets are not the same as the factory sets. These kits mount the 71-72 style valve at the master on a bracket so it will clear headers. We do not make a manual disc set the master lines could be bent forward or a vacuum pump installed.

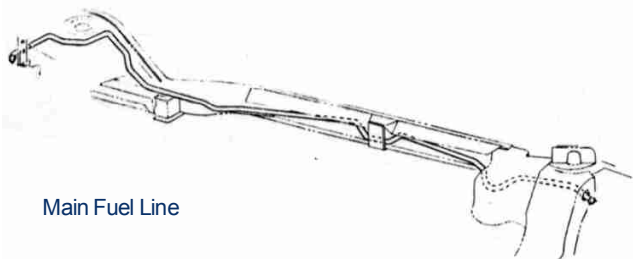
## 1968-72 Proportioning Valves



See Page 213



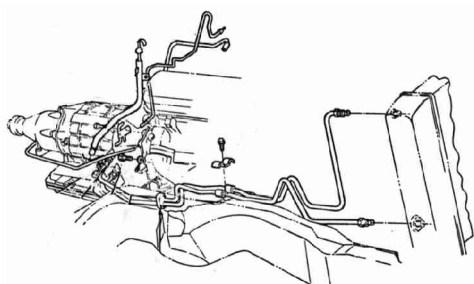
Check out Inline Tube's concourse GOLD GTO Judge on our web site [www.inlinetube.com](http://www.inlinetube.com) 2004 GTOAA Best of Concourse Restored



Main Fuel Line

## 1968-72 GTO/LeMans/Tempest

		<u>Stainless</u>	<u>OE Steel</u>
<b><u>Main Fuel Lines</u></b>			
PLF68F1	1968-69 Main Fuel Line 1pc, DS Side, 3/8" Hardtop	\$99.00	\$65.00
PLF68F2	1968-69 Main Fuel Line 1pc, DS Side, 3/8" Convertible	\$99.00	\$65.00
PLF68F5	1968-69 Fuel Return Line 1pc, DS Side, 1/4" Hardtop	\$99.00	\$65.00
PLF68F6	1968-69 Fuel Return Line 1pc, DS Side, 1/4" Convertible	\$99.00	\$65.00
PLF70F1	1970-72 Main Fuel Line 1pc, DS Side, 3/8" Hardtop	\$99.00	\$65.00
PLF70F2	1970-72 Main Fuel Line 1pc, DS Side, 3/8" Convertible	\$99.00	\$65.00
PLF70F5	1970-72 Fuel Return Line 2pc, PS Side, 1/4" Hardtop	\$95.00	\$65.00
PLF70F6	1970-72 Fuel Return Line 2pc, PS Side, 1/4" Convertible	\$95.00	\$65.00

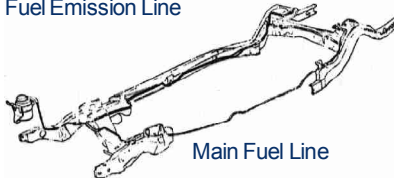


		<u>Stainless</u>	<u>OE Steel</u>
<b><u>Trans Cooler Lines</u></b>			
PLT6803	1968-Power Glide, 2pc set	\$70.00	\$50.00
PLT6801	1968 Turbo 400 5/16", 2pc set	\$70.00	\$50.00
PLT6802	1969-72 Turbo 350-400 5/16", 2pc set	\$70.00	\$50.00
<b><u>Transmission Modulator Line</u></b>			
PLT6809	1968-Power Glide 2bbl 1pc	\$30.00	\$25.00
PLT6808	1968-Power Glide 4bbl 1pc	\$30.00	\$25.00
PLT6806	1968-69 - Turbo 400, 2bbl, 1pc	\$30.00	\$25.00
PLT6804	1968-69 - Turbo 400, 4bbl, 1pc	\$30.00	\$25.00
PLT6805	1969 - Turbo 350, 4bbl, 1pc	\$30.00	\$25.00
PLT6807	1969 - Turbo 350, 2bbl, 1pc	\$30.00	\$25.00
PLT6810	1970-72 Turbo 400, 2bbl	\$30.00	\$25.00
PLT7003	1970-72 Turbo 350, 2bbl	\$30.00	\$25.00
PLT7004	1970-72 Turbo 400, 4bbl	\$30.00	\$25.00
PLT7002	1970-72 Turbo 350, 4bbl	\$30.00	\$25.00

When ordering **Stainless Steel Lines**  
Please place a "S" in front of the part number.

## 1968-72 GTO/LeMans/Tempest

Fuel Emission Line



Main Fuel Line



Vapor Tank Lines

	<b><u>Fuel Emission Lines</u></b>	<u>Stainless</u>	<u>OE Steel</u>
PLF7101	1971-72 Fuel Vapor Set 2pc, PS Side, 5/16" Hardtop	\$99.00	\$65.00
PLF7104	1971-72 Fuel Vapor Set 2pc, PS Side, 5/16" Convertible	\$99.00	\$65.00
PLF7102	1970 California, Vapor Line Hdt	\$99.00	\$65.00
PLF7105	1970 California, Vapor Line Convrt	\$99.00	\$65.00
PLF7002	1970 Vapor Tank Line Set 2pc California model	\$36.00	\$26.00
PLF7103	1971-72 Vapor Tank Line Set 3 pc	\$36.00	\$26.00
PLF6801	68 Trunk Vent Tube 1pc	\$12.00	\$10.00
PLF6901	69 Trunk Vent Tube 1pc	\$35.00	\$25.00

	<b><u>Engine Lines</u></b>	<u>Stainless</u>	<u>OE Steel</u>
PLE6801	1968 2bbl V8 Carb Line	\$25.00	\$20.00
PLE6802	1968 4bbl V8 Carb Line	\$25.00	\$20.00
PLE6901	1969 2bbl V8 Carb Line Runs Pass Side of Thermostat Housing	\$25.00	\$20.00
PLE6912	1969 2bbl V8 Carb Line Runs Driver Side of Thermostat Housing	\$25.00	\$20.00
PLE6902	1969 4bbl V8 Carb Line, RA IV Runs Pass Side of Thermostat Housing	\$25.00	\$20.00
PLE6903	1969 4bbl Carb Line (All) V8 and Ram Air III	\$25.00	\$20.00
PLE6910	1969 4bbl Carb Line (All) V8 with Edelbrock Performer Intake and Q-jet 1 1/4" taller Runs Driver Side of Thermostat Housing	\$25.00	\$20.00
PLE7005	1970 4bbl V8 Carb Line (All) Runs Driver Side of Thermostat Housing - Early Pump	\$25.00	\$20.00
PLE7004	1970 4bbl V8 Carb Line (All) Runs Pass Side of Thermostat Housing - Early Pump	\$25.00	\$20.00
PLE7007	1970 4bbl V8 Carb Line (All) Runs Pass Side of Thermostat Housing - Late Pump	\$25.00	\$20.00
PLE7008	1970 4bbl V8 Carb Line, RA IV Runs Pass Side of Thermostat Housing - Late Pump	\$25.00	\$20.00
PLE7101	1971 350, 400 4bbl V8 Carb Line	\$25.00	\$20.00
PLE7102	1971 455 4bbl V8 Carb Line	\$25.00	\$20.00
PLE7103	1971-74 2bbl V8 Carb Line	\$25.00	\$20.00
PLE7201	1972 4bbl V8 Carb Line (All)	\$25.00	\$20.00
<b><u>Engine Vacuum Lines</u></b>			
PLE6906	1968-69 4bbl V8 Carb Vacuum to Manifold with Mounting Clip - Automatic Trans	\$25.00	\$20.00
PLE6907	1968-70 4bbl V8 Carb Vacuum to Manifold - Manual Trans	\$16.00	\$12.00
PLE6909	1968-69 2bbl V8 Carb Vacuum to Manifold with Mounting Clip	\$16.00	\$12.00
<b><u>Power Steering Lines</u></b>			
PLE6908	Power Steering Return Line 1pc with Hose and Crimp Clips	\$22.00	\$18.00

## 1971-72 LeMans Wagon

### Brake Lines

		<u>Stainless</u>	<u>OE Steel</u>
PLB7201	Manual Disc 7pc Brake Line Set	\$185.00	\$155.00
PLB7202	Power Disc 7pc Brake Line Set	\$185.00	\$155.00

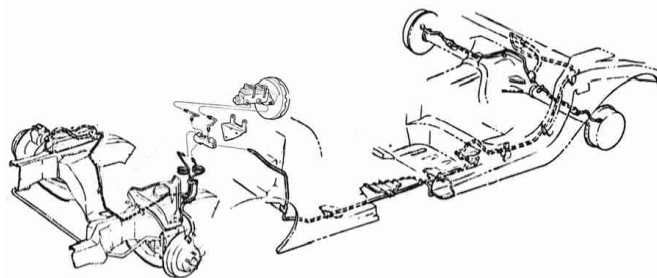
### Fuel Lines

PLF7201	Main Fuel Line 3/8"	\$120.00	\$85.00
PLF7202	Fuel Return Line 1/4"	\$120.00	\$85.00
PLF7203	Fuel Vapor Line 5/16"	\$120.00	\$85.00

### Trans Cooler Lines and Engine Lines

*See the Car Section Previous Page*

## 1971-74 GTO/Ventura



### Brake Lines

		<u>Stainless</u>	<u>OE Steel</u>
PLB7401	Manual Drum 7pc Brake Line Set	\$179.00	\$155.00
PLB7403	Power Drum 7pc Brake Line Set	\$179.00	\$155.00
PLB7404	Manual Disc 7pc Brake Line Set	\$179.00	\$155.00
PLB7402	Power Disc 7pc Brake Line Set	\$179.00	\$155.00

### Fuel Lines

PLF7401	Main Fuel Line 2pc 3/8" V8 PS Side Routing	\$99.00	\$69.00
PLF7402	Fuel Return Line 2pc 1/4" Rt Side Routing	\$99.00	\$69.00
PLF7403	Main Fuel Line 2pc 5/16" 6cyl Eng PS Side Routing	\$99.00	\$69.00

### Fuel Vapor Lines

PLF7404	Fuel Vapor Line 1pc, DS, 5/16"	\$99.00	\$69.00
---------	--------------------------------	---------	---------

### Engine Lines

PLC7401	400cid 4bbl Pump to Carb Line 1pc	\$25.00	\$20.00
PLC7402	307cid 4bbl Pump to Carb Line 1pc	\$25.00	\$20.00
PLC7403	1973-74 350 4bbl Carb Line 1pc	\$25.00	\$20.00
PLC7404	1974 455 4bbl Carb Line 1pc	\$25.00	\$20.00

## 1973 GTO, 73-77 Can Am/LeMans

### Brake Lines

		<u>Stainless</u>	<u>OE Steel</u>
PLB7302	Manual Disc 7pc Brake Line Set	\$179.00	\$155.00
PLB7304	Power Disc 7pc Brake Line Set	\$179.00	\$155.00

### Fuel Lines

PLF7301	Main Fuel Line 3/8" 1pc	\$110.00	\$69.00
PLF7302	Fuel Return Line 1/4" 1pc	\$110.00	\$69.00
PLF7303	Fuel Vapor Line 5/16" 2pc	\$110.00	\$69.00

### Trans Cooler Lines

PLT7301	Turbo 400 5/16", 2pc	\$75.00	\$50.00
PLT7303	Turbo 350 5/16", 2pc	\$75.00	\$50.00

### Transmission Modulator Line

PLT7302	T-400 4bbl Trans Mod Line 1pc	\$35.00	\$25.00
PLT7304	T-350 4bbl Trans Mod Line 1pc	\$35.00	\$25.00

### Engine Lines

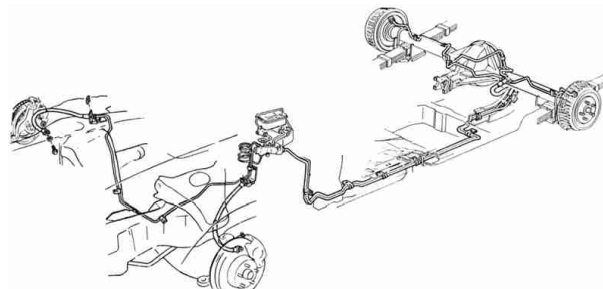
PLC7301	400 cid 4bbl, Carb Line 1pc	\$25.00	\$20.00
PLC7302	400 cid 4bbl, Choke Tubes 2pc	\$30.00	\$25.00

PLC7303	350 cid 4bbl, Carb Line 1pc	\$25.00	\$20.00
PLC7304	350 cid 4bbl, Choke Tubes 2pc	\$30.00	\$25.00

PLC7305	1974-76 455 4bbl, Carb Line 1pc	\$25.00	\$20.00
PLC7306	74-76 350 4bbl, Choke Tubes 2pc	\$30.00	\$25.00

PLC7307	1977 301 4bbl, Carb Line 1pc	\$30.00	\$25.00
PLC7308	1977 305 4bbl, Carb Line 1pc	\$30.00	\$25.00

## 1975-79 Ventura/Phoenix



### Brake Lines

PLB7501	Power Disc Brake Line Set 7pc	\$179.00	\$155.00
---------	-------------------------------	----------	----------

### Fuel Lines

PLF7501	Main Fuel Line 2pc 3/8" V8	\$110.00	\$69.00
PLF7502	Fuel Return Line 2pc 1/4"	\$110.00	\$69.00

### Fuel Vapor Lines

PLF7503	Fuel Vapor Line 5/16"	\$110.00	\$69.00
---------	-----------------------	----------	---------

### Engine Lines

PLC7501	75-79 350 4bbl Carb Line 1pc	\$25.00	\$20.00
PLC7502	1975 455 4bbl Carb Line 1pc	\$25.00	\$20.00
PLC7503	1977-79 305 4bbl Carb Line 1pc	\$25.00	\$20.00



*This is the frame Inline Tube built to show how nice our parts fit. The car has gone on to win many awards including best of concourse - GTOAA 2004*

## Quick Tip: Fluid

DOT 3 originally came in the brake system. This fluid can destroy your paint and collects moisture which over time reduces performance. Under extreme braking conditions (constant drag racing) or excessive braking, Dot 3 will not perform DOT 5 (silicone fluid). DOT 5 is an excellent choice for museum cars since it will not collect moisture and does not harm paint. Never mix DOT 5 & DOT 3 fluids.



All Lines come completely preformed with the correct fittings on the ends and spring wrap.